

KAREN A. COFFMAN JACKSON COUNTY TREASURER

**FEBRUARY
2017**



PORTFOLIO SIZE

Current Portfolio

Certificate of Deposits (CD)	5,000,000.00
Money Market Accounts	16,249,256.69
Treasuries & Agencies	26,314,000.00
	\$47,563,256.69

CURRENT HAPPENINGS

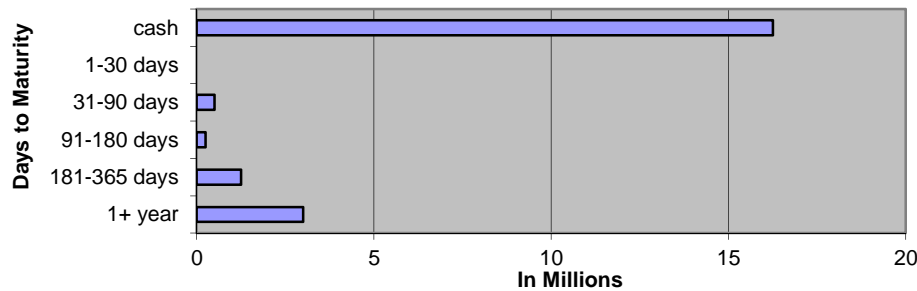
2017 Revenue Year to Date*

All Delinquent Taxes	545,406
Dog Licenses	28,219
Passports	2,860

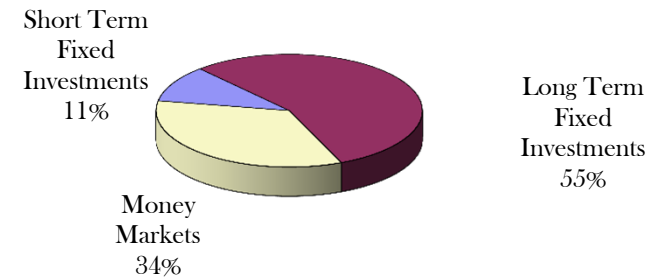
*General Ledger Information/Cash basis

DIVERSIFICATION

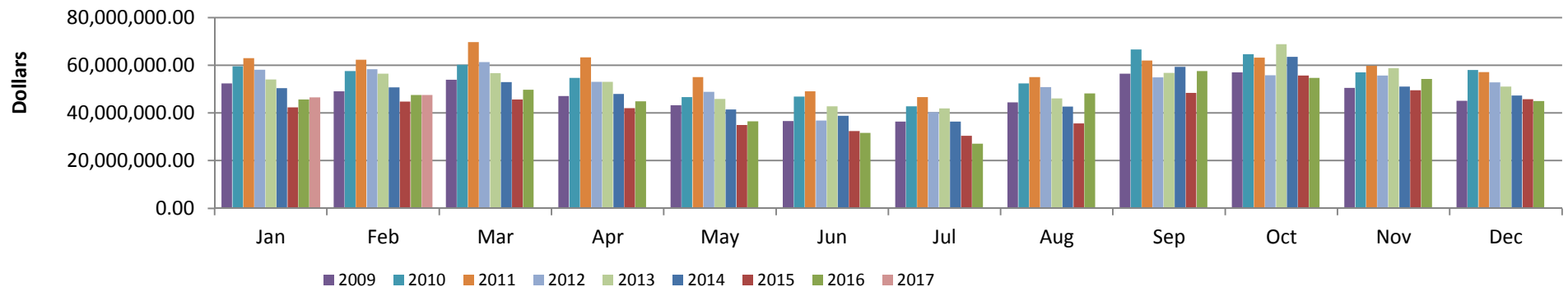
Diversification by Maturity Date



Diversification by Investment Type



Historical Comparison by Month



February 2017 General Account Investments

CUSIP	Issuer	Par Value	Current Rate	Maturity Date
Certificates of Deposit				
6941330	Michigan Community Credit Union	\$ 500,000.00	1.250%	5/30/2017
117318130	Flagstar Bank	\$ 250,000.00	0.900%	8/29/2017
9497482H9	Wells Fargo	\$ 500,000.00	1.000%	9/25/2017
894333EX7	Traverse City State Bank	\$ 250,000.00	1.300%	10/24/2017
872278QS8	TCF	\$ 500,000.00	1.050%	11/20/2017
48124JSZ2	JP Morgan Chase	\$ 250,000.00	1.125%	2/20/2018
24000824	Ann Arbor State Bank	\$ 500,000.00	1.500%	3/3/2018
464209CB9	Isabella Bank	\$ 250,000.00	1.200%	6/18/2018
38644AAU3	Grand River Bank	\$ 250,000.00	1.000%	7/6/2018
24000316	Ann Arbor State Bank	\$ 250,000.00	1.150%	9/16/2018
48124JWV6	JP Morgan Chase	\$ 250,000.00	1.250%	9/28/2018
9497483N5	Wells Fargo	\$ 250,000.00	1.200%	2/26/2019
33646CFM1	1st Source Bank	\$ 250,000.00	1.700%	8/28/2019
060704BA0	Bank Birmingham	\$ 250,000.00	1.500%	2/13/2020
32110YER2	First National Bank of America	\$ 250,000.00	1.500%	3/16/2020
201282GJ3	Alma Bank	\$ 250,000.00	1.500%	4/13/2020
	Subtotal	\$ 5,000,000.00		
Cash/Money Markets				
	Comerica Bank	\$ 4,944,172.79		
	Michigan CLASS	\$ 3,004,860.96		
	Huntington Bank	\$ 3,276,609.53		
	County National Bank	\$ 1,002,066.83		
	Chemical Bank	\$ 3,013,676.33		
	The PrivateBank	\$ 1,007,870.25		
	Subtotal	\$ 16,249,256.69		
Treasuries / U.S. Agencies				
59447PCN9	Michigan Finance Authority Muni Bond	\$ 750,000.00	1.900%	9/1/2018
594698PB2	Michigan Strategic Fund	\$ 1,565,000.00	1.641%	4/15/2019
3137EADM8	Federal Home Loan Mortgage Corp	\$ 500,000.00	1.250%	10/2/2019
3130A9PB1	Federal Home Loan Bank	\$ 1,999,000.00	1.200%	10/25/2019
3133EFKY2	Federal Farm Credit Bank	\$ 2,000,000.00	1.360%	10/28/2019
150609HD0	Cedar Springs Mich Public School Muni	\$ 500,000.00	1.785%	5/1/2020
3133EGVK8	Federal Farm Credit Bank	\$ 2,000,000.00	1.350%	9/21/2020
3133EGLG8	Federal Farm Credit Bank	\$ 2,000,000.00	1.370%	10/13/2020
3133EGLU7	Federal Farm Credit Bank	\$ 2,000,000.00	1.480%	7/14/2021
3134GAEE0	Federal Home Loan Bank	\$ 2,000,000.00	1.500%	3/30/2021
3133EGMT9	Federal Farm Credit Bank	\$ 2,000,000.00	1.690%	7/19/2022
3130A6S57	Federal Home Loan Bank	\$ 2,000,000.00	2.375%	11/23/2022
3134G92T3	Federal Home Loan Mortgage Corp	\$ 1,000,000.00	1.500%	8/8/2023
3133EGTV7	Federal Farm Credit Bank	\$ 3,000,000.00	1.820%	9/12/2023
3133EGUU7	Federal Farm Credit Bank	\$ 3,000,000.00	1.850%	9/20/2023
	Subtotal	\$ 26,314,000.00		
	Total	\$ 47,563,256.69		

February 2017 Monthly Pooled Interest

Account Name	Org. Key	Object Code	No. Days	Beginning Balance	Ending Balance	Average Balance	Average Interest	Monthly Interest	GL Entry CR
Public Improvement	245000	000020	28	1,955,268.64	1,906,509.12	1,930,888.88	0.514%	\$761.35	245100-664000
Jail Millage	280000	000020	28	920,944.82	-23,042.92	448,950.95	0.514%	\$177.02	280100-664000
DOA Millage	281000	000020	28	934,386.16	846,115.32	890,250.74	0.514%	\$351.03	281100-664000
Medical Care MOE	297100	000020	28	2,757,672.69	2,478,035.45	2,617,854.07	0.514%	\$1,032.22	297100-664000
Delinquent Real	616000	000020	28	6,978,215.10	8,386,668.59	7,682,441.85	0.514%	\$3,029.20	616100-664000
Delinquent Personal	618000	000020	28	194,343.97	198,729.57	196,536.77	0.514%	\$77.49	618100-664000
Worker's Comp	677000	000020	28	221,538.45	214,804.12	218,171.29	0.514%	\$86.03	677100-664000
Self Insurance Health	688000	000020	28	50,378.01	-5,877.26	22,250.38	0.514%	\$8.77	688100-664000
Escheats	702000	000020	28	119,902.64	120,090.61	119,996.63	0.514%	\$47.31	702000-268010
				14,132,650.48	14,122,032.60			5,570.42	
ROD Automation Fund	256000	000020	28	451,689.12	459,857.15	455,773.14	0.514%	\$179.71	256100-664000
Road Commission	201000	000020	28	-389,934.09	-806,895.97	-598,415.03	0.514%		201100-664000
Joint Narcotics Forfeiture	267000	000020	28	598,854.14	582,901.55	590,877.85	0.514%	\$232.98	267100-664000
Village of Springport	365910	000020	28	667.83	668.15	667.99	0.514%	\$0.26	365910-664000
Spring Arbor Water	365911	000020	28	587.27	587.55	587.41	0.514%	\$0.23	365911-664000
Clark Lake	365913	000020	28	106.01	106.06	106.04	0.514%	\$0.04	365913-664000
Village of Brooklyn	365914	000020	28	161.27	161.38	161.33	0.514%	\$0.06	365914-664000
Lake Columbia	365185	000020	28	2,196.85	2,198.02	2,197.44	0.514%	\$0.87	365185-664000
Southern Regional Intercept.	365916	000020	28	79,543.55	12,388.03	45,965.79	0.514%	\$18.12	365916-664000
Wolf Lake	365220	000020	28	1,048.94	1,049.47	1,049.21	0.514%	\$0.41	365220-664000
Napoleon	365918	000020	28	547.33	547.59	547.46	0.514%	\$0.22	365918-664000
Parma Village LDFA	365920	000020	28	2,450.06	2,451.35	2,450.71	0.514%	\$0.97	365920-664000
Grass Lake Section 2002B	365924	000020	28	3,272.48	3,274.09	3,273.29	0.514%	\$1.29	365924-664000
Round/Farwell	365925	000020	28	9,141.81	9,146.24	9,144.03	0.514%	\$3.61	365925-664000
Vineyard Lake	365250	000020	28	381.86	382.08	381.97	0.514%	\$0.15	365250-664000
Rives Sanitary Sewer	365926	000020	28	182.56	182.65	182.61	0.514%	\$0.07	365926-664000
Village of Springport	365929	000020	28	242.92	243.04	242.98	0.514%	\$0.10	365929-664000
Lifeways 2015B Series	365917	000020	28	18,996.37	19,005.62	19,001.00	0.514%	\$7.49	365917-664000
Airport Runway	365906	000020	31			0.00	0.514%	\$0.00	365906-664000
Building Authority Debt MCF	369472	000020	28	65,431.42	65,462.87	65,447.15	0.514%	\$25.81	369472-664000
JCDOT Bond (August 2016)	403276	000020	31	9,952,934.80	8,663,006.21	9,307,970.51	0.514%	\$2,621.53	403276-664000
RRF - CASH	515000	000020	28	471,295.41	453,410.08	462,352.75	0.514%	\$182.31	
RRF-Bond Debt	515000	175010	28			0.00	0.514%	\$0.00	\$280.89
RRF- City Perpetual	515000	175030	28	250,000.00	250,000.00	250,000.00	0.514%	\$98.58	515530-664000
Fair	561000	000020	28	260,571.08	254,302.91	257,437.00	0.514%	\$101.51	561100-664000
Preston Endowment	718000	000020	28	101,486.04	101,534.82	101,510.43	0.514%	\$40.03	\$40.03
Preston RESTRICTED	718001	000020	28			0.00	0.514%	\$0.00	718100-664000
Drain	801000	000020	28	1,140,886.41	1,251,196.87	1,196,041.64	0.514%	\$471.60	801100-664000
Drain	802000	000020	28	94,545.58	94,475.69	94,510.64	0.514%	\$37.27	802100-664000
Lake Level	841000	000020	28	48,442.92	48,340.19	48,391.56	0.514%	\$19.08	841100-664000
Lake Level	842000	000020	28	8,627.07	8,631.22	8,629.15	0.514%	\$3.40	842100-664000
Spring Arbor Water	851911	000020	28	3,333.89	3,335.49	3,334.69	0.514%	\$1.31	851911-664000
Southern Regional Intercept.	851916	000020	28	1,352.39	1,353.04	1,352.72	0.514%	\$0.53	851916-664000
Parma Village Wastewater	851922	000020	28	0.02	0.02	0.02	0.514%	\$0.00	851922-664000
Round/Farwell	851925	000020	28	135.32	135.39	135.36	0.514%	\$0.05	851925-664000
Vineyard Lake	851250	000020	28	406.40	406.60	406.50	0.514%	\$0.16	851250-664000
Rives Sanitary Sewer	851926	000020	28	62.54	62.57	62.56	0.514%	\$0.02	851926-664000
Total Paid				13,179,647.57	11,483,908.02			\$4,049.77	
				\$ 27,312,298.05	\$ 25,605,940.62	\$ 26,459,119.34			
								\$9,620.19	Total Int Paid

FEBRUARY 2017 Monthly Pooled Unallocated Interest

Account Name	FUND	Beginning Balance	Ending Balance
Parks	208	-64,339	107,565
Friend of Court	215	808,657	896,564
Golf Courses	218	-21,276	-7,073
Health department	221	1,216,374	1,273,002
Runway Project	246	-590,056	-602,582
Falling Waters	247	141,104	139,618
Sparks Park	248	-194,231	-271,427
Budget Stabilization	257	0	
Concealed Pistol Licensing	263	85,360	91,662
PA Drug Enforcement	264	117,529	117,742
Sheriff Drug Enforcement	265	888	880
Omnibus Forfeiture	266	981	981
Law Library	269	6,128	6,128
CDB Grant	278	140,902	91,509
Justice Training	285	-24,483	-38,375
FIA	290	74,282	74,282
Medical care facility	291	4,347,509	4,604,193
Child Care	292	508,868	628,629
Vetran's Trust	294	7,480	7,480
Airport	295	-59,505	3,229
Equipment Fund	402	811,250	1,063,845
Sheriff Equipment	466	275,453	-248,870
Building Authority Construction	469	0	0
Delinquent Tax Administration	617	2,511,721	2,514,571
Land bank	620	65,106	165,710
Landscape Planning	649	23,662	23,662
DOA Endowment	717	71,951	73,447
Library Fines	721	69,490	128,005
Retirement	731	1,662,517	70,363
Circuit Court Trust	762	238,177	245,418
		12,231,500	11,160,158

**MARCH
2017**

**2016 Forfeitures
Beginning 2,391**

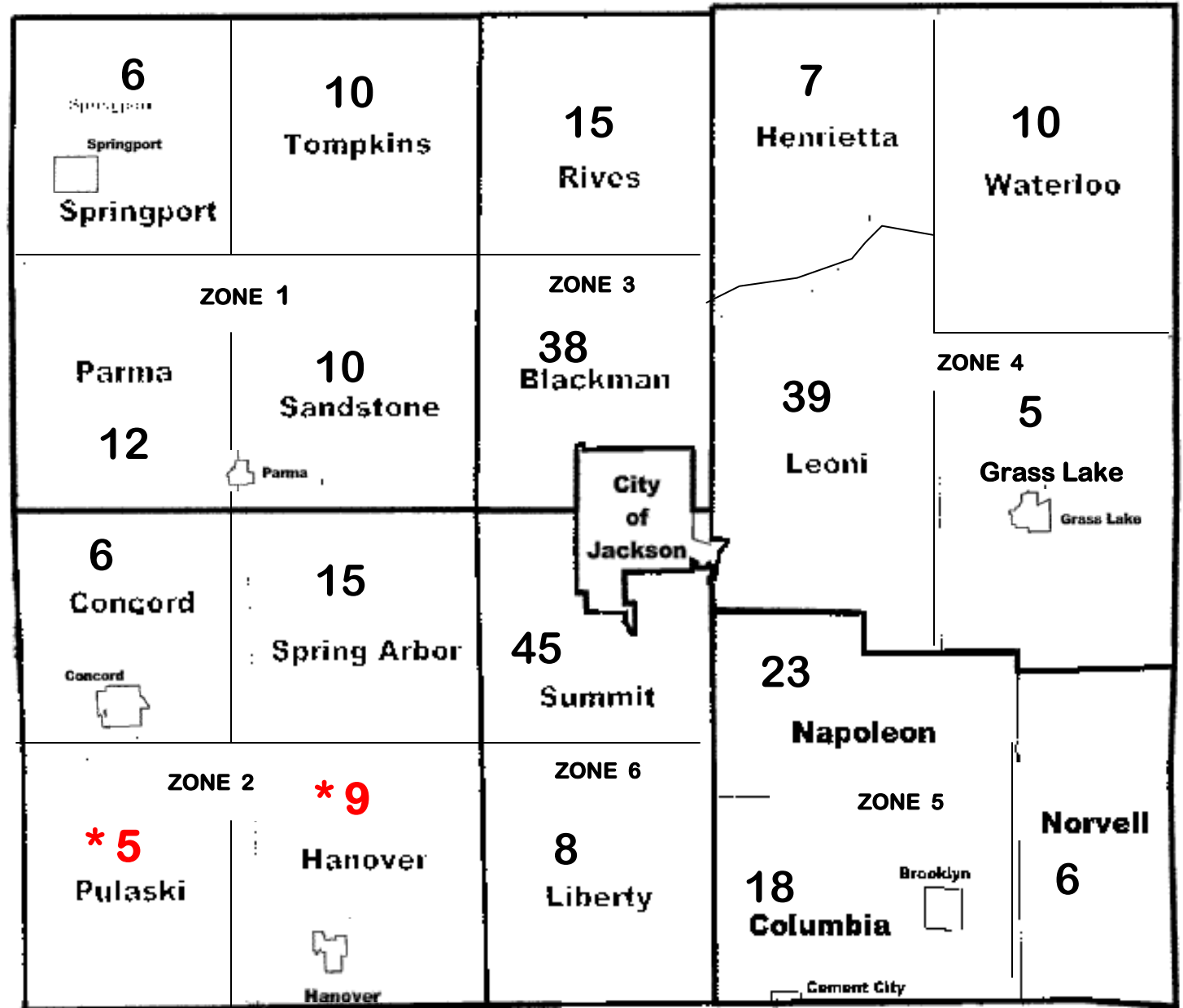
566 - 24%

March 2016 - 621

CITY
1- 14
2- 23
3- 39
4- 61
5- 61
6- 30
7- 24
8- 27

Total 279

03-01-15 2,295
03-01-14 2,509



Colin - 127
Jan - 160
Lu - 167
Mary - 112

**MARCH
2017**

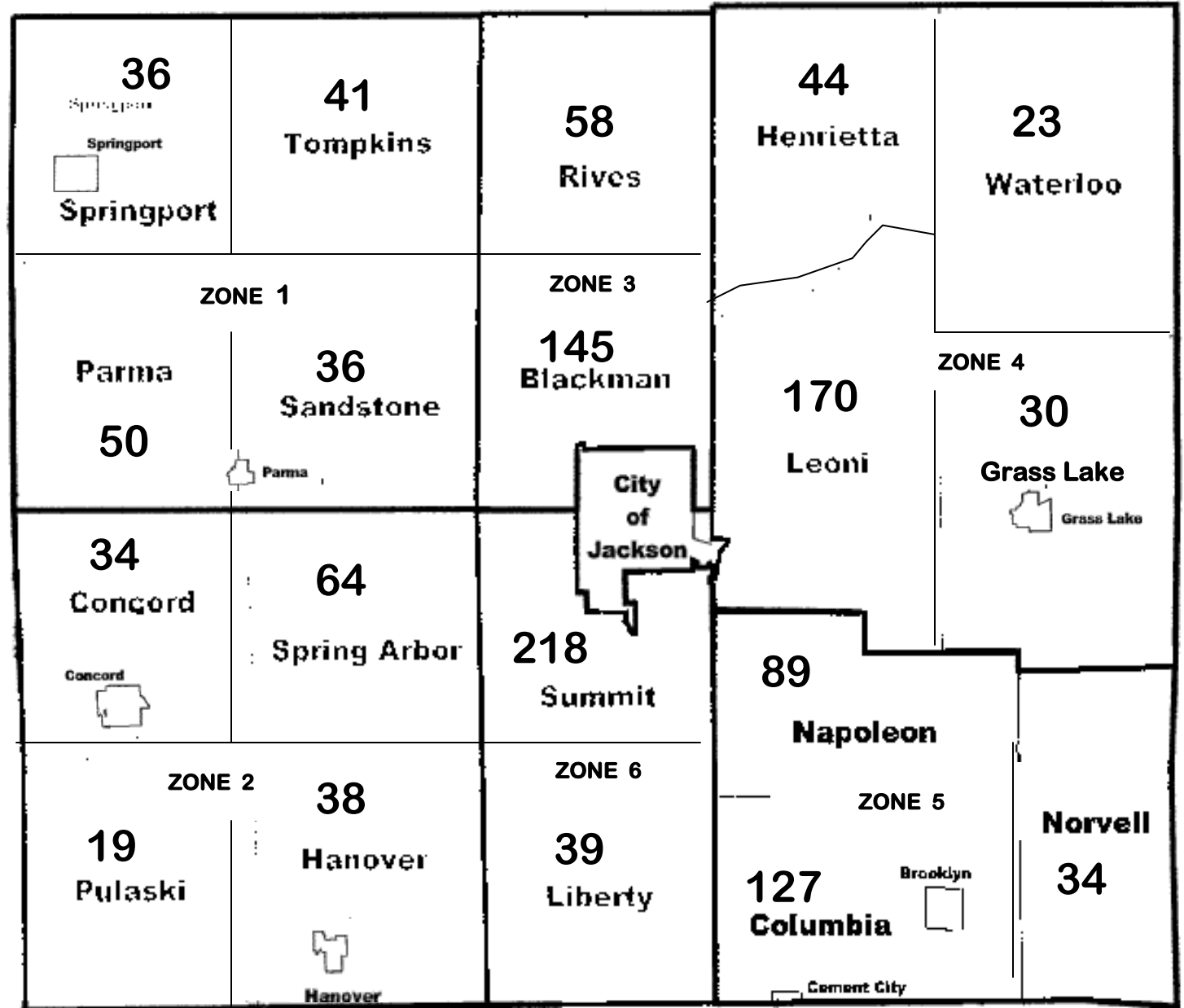
**2017 "NEW" Forfeitures
Beginning 2,190**

2,190- %

March 2016 - 2391

- CITY
- 1- 54
 - 2- 91
 - 3- 141
 - 4- 164
 - 5- 159
 - 6- 88
 - 7- 71
 - 8- 127
- Total 895

03-01-16 2,391
03-01-15 2,295



- Colin - 553
- Jan - 580
- Lu - 555
- Mary - 502

